



Chatbox

Silent room for 1-12 people

www.softrend.ee



Chatbox meeting rooms are comfortable and modular rooms for open areas.

Chatbox pods generally have a **larger interior area** than other silent rooms on the market. Our users have measured that the noise levels inside our pods are roughly **37 dB** lower than outside of them.

The modular concept enables you to change the room size whenever you need, and by adding a Chatbox module you can **upgrade any Chatbox to fit 6 people** (apart from Chatbox 1). All our pods have **hidden wheels** and **adjustable legs** which make them **quickly movable** and **easily installable** even on uneven surfaces. The **modules can be attached and detached** swiftly and simply.

The quiet **air circulation system** guarantees a fresh atmosphere for longer phone calls, conversations and meetings while the **presence detector** that automatically **controls the LED lights** helps to keep the energy use to an optimum level. All **electrical connections are integrated** into the Chatbox modules during the production. You can have 110-240 V electrical floor sockets (also available with USB outlets) in Box 2-6 and 110-240V wall socket with USB in Box 1. The general power supply can be brought to the room either from the top of the ceiling or from under the floor panel.

All **floor sockets are waterproof** and all Chatbox meeting rooms are equipped with a residual current device that makes them safe to use. The Chatbox follow the **Plug and Play principle** – all systems are ready for use straight after installation. The installing process is fast: it takes **1-6 hours to install a Chatbox pod**, depending on the size.

You can get a Chatbox pod without furniture, with the **Softrend Standard Furniture** set or fitted with the furniture of your choice from a **Softrend collection**. There are different Furniture sets for diverse work styles and activities where you can change the number of desks or chairs to match your needs.

Features

- Exterior panels are made of durable laminated surfaces that come in 3 standard and 29 custom colors.
- The materials for interior walls and flooring are made from highly durable materials that are hypoallergenic and fireproof. Unlike many pods on the market, Chatbox are usable from day one, emitting no strong chemical smells during the first weeks.
- The CO2 sensor, inside temperature, presence sensor, light, ventilation, and user data history are all controllable and accessible over WiFi in Chatbox pods 2-6.
- You can connect the electrical socket either to the bottom or to the top of your Chatbox (depending on the location of the power supply of your office or space).
- You can choose from right or left handed door handles.
- You can cover your Chatbox in film in whichever shade, pattern or company branding either before or after the installation. You can also cover all glass surfaces in tinted film to add more privacy to your Chatbox.
- Chatbox come with a warranty of up to 5 years: 2 + 3 (years optional) [click for the Warranty Terms & Conditions](#)).



Choice and measurements

BOX 1

For one person

Exterior (cm): D 110 W 110 H 229

Exterior (in): D 43 W 43 H 90

Interior (cm): D 90 W 101 H 205

Interior (in): D 35 W 40 H 81

Weight: 370 kg / 816 lb



BOX 2

For up to four people

Exterior (cm): D 240 W 122 H 229

Exterior (in): D 94 W 48 H 90

Interior (cm): D 220 W 116 H 205

Interior (in): D 87 W 46 H 81

Weight: 670 kg / 1477 lb



BOX 4

For up to eight people

Exterior (cm): D 240 W 242 H 229

Exterior (in): D 94 W 95 H 90

Interior (cm): D 220 W 236 H 205

Interior (in): D 87 W 93 H 81

Weight: 1200 kg / 2646 lb



BOX 6

2 + 2 + 2

For up to twelve people

Exterior (cm): D 240 W 362 H 229

Exterior (in): D 94 W 143 H 90

Interior (cm): D 220 W 356 H 205

Interior (in): D 87 W 140 H 81

Weight: 1730 kg / 3814 lb







Surfaces

NEW! White **antibacterial laminaate available** for **exterior** and **tabletop surfaces**.

Surface treatment LP (Innovus) and colour RAL 9003. All **exterior panels** are made of durable laminated surfaces that **come in 4 standard and 31 custom colours**. The EchoFree **acoustic panels in the interior come in 3 colours** (for ceiling, wall and carpet), and the **aluminium profiles for doors and glass surfaces are also available in 3 standard shades**. However, you can pick a custom shade as well. You can choose from left or right handed door handles and also cover all glass surfaces in tinted film (in whichever shade or design) to add more privacy to your Chatbox.




STANDARD EXTERIOR COLORS













For detailed information click on the links next to color examples.













Name	Code	NCS	RAL		
Blanc Artic - ANTIBACTERIAL	B117 - FA	S 0500- N	9003		More info
Solid Alpine White	W1101 - ST9	S 0500- N	9003		More info
Light Grey	U708 - ST9	S 2000- N	7047		More info
Black	0901-60 - 60	S 9000- N	9005		More info





CUSTOM EXTERIOR COLORS (for additional price)

Laminate from **Innovus** (for detailed information click links next to color examples)

Name	Code	NCS	RAL		
Mango	L5223 - SMA	S 0560- Y10R	RAL 080 80 60		More info
Burnt Orange	L1866 - LP	S 2070- Y70R	RAL2001		More info
Jade	L212 - LP	S 3020- B50G	RAL6034		More info

Orange	L122 - TF	S 1070- Y50R	RAL2008		<i>More info</i>
Aubergine	L2444 - LP	S 6020- R30B	RAL 340 30 20		<i>More info</i>
Chilli	L5214 - LP	S 1060- G60Y	RAL8029		<i>More info</i>
Blue Tiber	L1304 - LP	S 6030- R80B	RAL5003		<i>More info</i>
Blue Navy	L3572 - LP	S 4040- R90B	RAL5007		<i>More info</i>
Quarz	L4060 - LP	S 2005- Y40R	RAL 075 80 10		<i>More info</i>
Coal	L4070 - TF	S 7502-Y	RAL7022		<i>More info</i>
Mint	L4085 - LP	S 2010- G10Y	RAL6019		<i>More info</i>
Bordeaux	L4143 - LP	S 6030-R	RAL3005		<i>More info</i>
Cotton	L5200 - SMA	S 2002- Y50R	RAL7044		<i>More info</i>
Azurite	L5230 - LP	S 7010- R70B	RAL5008		<i>More info</i>
Frozen Blue	L5203 - SMA	S 2020- R90B	RAL 250 70 10		<i>More info</i>

Signal Green	L6183 - TF	S 3060-G10Y	RAL6032		<i>More info</i>
Eden	L5231 - LP	S 7020-G	RAL6005		<i>More info</i>
Bambus	L5206 - SMA	S 4010-G30Y	RAL 120 60 10		<i>More info</i>
Camouflage	L5207 - SMA	S 6005-G50Y	RAL 110 50 10		<i>More info</i>
Aquamarine	L5208 - LP	S 4020-B30G	RAL 190 50 15		<i>More info</i>
Opal	L5209 - LP	S 6020-B30G	RAL 220 40 15		<i>More info</i>
Citrus Green	L2446 - LP	S 1060-G60Y	RAL 100 80 60		<i>More info</i>
Cappuccino	L5213 - LP	S 6005-Y50R	RAL7006		<i>More info</i>
Marshmallow	L5218 - SMA	S 1510-Y90R	RAL 040 80 10		<i>More info</i>
Hot Pepper	L5219 - LP	S 1085-Y90R	RAL3020		<i>More info</i>
Fresh	L5210 - SMA	S 3020-G	RAL 150 60 20		<i>More info</i>
Indian Summer	L5224 - SMA	S 4030-Y10R	RAL1011		<i>More info</i>

Basalt	L927 - SMA	S 5005- Y50R	RAL7048		<i>More info</i>
Blue Iris	L1194 - LP	S 1020- R90B	RAL 240 80 10		<i>More info</i>
Oak veneer	RO015 - Planked				<i>More info</i>
Dark Oak veneer	TH009 - Planked				<i>More info</i>

ALUMINIUM PROFILES for doors and glass walls

White

RAL9003 profiles

Grey anodized door fittings

Grey

Grey anodized profiles

Grey anodized door fittings

Black

RAL9005 profiles

Black door fittings

INTERIOR OPTIONS: **WALL AND CEILING**

EchoFree acoustic paneling

Light Grey



1893

Dark Grey



1897

Black



1961

INTERIOR OPTIONS: **FLOOR**

Desso Essence carpet

Light Grey




9507

Dark Grey



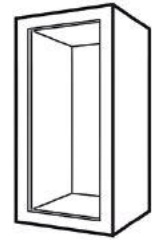
9502

Black



9990

Technical specifications



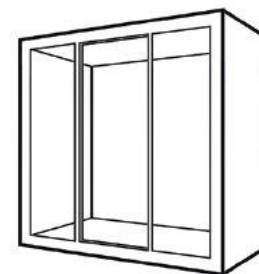
BOX 1

Technical specification

	Description	Features
EXTERIOR	Width cm/in, Height cm/in, Depth cm/in	110/43, 229/90, 110/43
INTERIOR	Width cm/in, Height cm/in, Depth cm/in	90/35, 205/81, 101/40
WEIGHT	kg/lb	370/816
WEIGHT WITH CRATE	kg/lb	500/1102
GLASS	Acoustic laminated Sound Control glass	Sound insulation Rw 40 dB STC 40
DOOR	Acoustic laminated Sound Control safety glass	Sound insulation Rw 37 dB STC 37
SOLID WALLS	Sandwich element of birch plywood, recycled acoustic EchoFree panel	Sound insulation Rw 49 dB STC 49 Acoustic absorption Class A
ROOF	Sandwich element of birch plywood, recycled acoustic foam and "recycled polyester wool panel"	Sound insulation Rw 45 dB STC 45 Acoustic absorption Class A
FLOOR	Sandwich element of birch plywood, acoustic wool	Acoustic absorption Class B
CARPET	Antistatic and stain resistant low loop pile carpet for public spaces, EN 1307	Excellent acoustics 24dB
TABLE	High pressure laminate on MDF / painted steel	Magnetic surface
ACOUSTIC SURFACES	Acoustic EchoFree panel	Excellent sound absorption capabilities, Class A
AIR VENTILATION	Low consumption air circulation system (stand by 1,7W; in operation 3,4W)	Air circulation speed is more than 27 l/s
SEAT	Optional: Revolver bar stool / HAY Revolver seat / No seat	Color customizable, Turnable 360 degrees
CONNECTIONS	AC outlet(100-240V) + USB power (optional) Lan cord (optional) Power cord with socket	The availability of connections depends on the market
LIGHTING	LED lighting (6,7W)	Low consumption
CASTERS	For easy relocation	Hidden. Can be activated any time
ADJUSTABLE LEGS	For levelling	Levelling from inside the booth

BOX 2

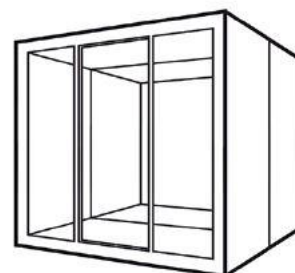
Technical specification



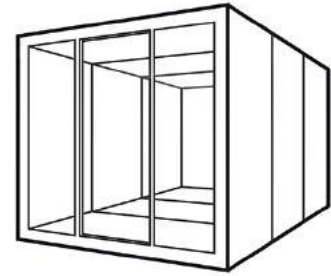
	Description	Features
EXTERIOR	Width cm/in, Height cm/in, Depth cm/in	240/94, 229/90, 122/48
INTERIOR	Width cm/in, Height cm/in, Depth cm/in	220/87, 205/81, 116/46
WEIGHT	kg/lb	670/1477
WEIGHT WITH CRATE	kg/lb	800/1764
GLASS	Acoustic laminated Sound Control glass	Sound insulation Rw 40 dB STC 40
DOOR	Acoustic laminated Sound Control safety glass	Sound insulation Rw 37 dB STC 37
SOLID WALLS	Sandwich element of birch plywood, recycled acoustic EchoFree panel	Sound insulation Rw 49 dB STC 49 Acoustic absorption Class A
ROOF	Sandwich element of birch plywood, recycled acoustic foam and "recycled polyester wool panel"	Sound insulation Rw 45 dB STC 45 Acoustic absorption Class A
FLOOR	Sandwich element of birch plywood, acoustic wool	Acoustic absorption Class B
CARPET	Antistatic and stain resistant low loop pile carpet for public spaces, EN 1307	Excellent acoustics 24dB
ACOUSTIC SURFACES	Acoustic EchoFree panel	Excellent sound absorption capabilities, Class A
AIR VENTILATION	Low consumption air circulation system (stand by 3,4W; in operation 6,8W)	Air circulation speed is more than 85 l/s
FURNITURE	Optional	Different sets are available
CONNECTIONS	AC outlet(100-240V) + USB power (optional) Lan cord (optional) Power cord with socket	The availability of connections depends on the market
LIGHTING	LED lighting (20W)	Low consumption
CASTERS	For easy relocation	Hidden. Can be activated any time
ADJUSTABLE LEGS	For levelling	Levelling from inside the booth

BOX 4

Technical specification



	Description	Features
EXTERIOR	Width cm/in, Height cm/in, Depth cm/in	240/94, 229/90, 242/95
INTERIOR	Width cm/in, Height cm/in, Depth cm/in	220/87, 205/81, 236/93
WEIGHT	kg/lb	1200/2646
WEIGHT WITH CRATE	kg/lb	1460/3219
GLASS	Acoustic laminated Sound Control glass	Sound insulation Rw 40 dB STC 40
DOOR	Acoustic laminated Sound Control safety glass	Sound insulation Rw 37 dB STC 37
SOLID WALLS	Sandwich element of birch plywood, recycled acoustic EchoFree panel	Sound insulation Rw 49 dB STC 49 Acoustic absorption Class A
ROOF	Sandwich element of birch plywood, recycled acoustic foam and "recycled polyester wool panel"	Sound insulation Rw 45 dB STC 45 Acoustic absorption Class A
FLOOR	Sandwich element of birch plywood, acoustic wool	Acoustic absorption Class B
CARPET	Antistatic and stain resistant low loop pile carpet for public spaces, EN 1307	Excellent acoustics 24dB
ACOUSTIC SURFACES	Acoustic EchoFree panel	Excellent sound absorption capabilities, Class A
AIR VENTILATION	Low consumption air circulation system (stand by 6,8W; in operation 13,6W)	Air circulation speed is more than 125 l/s
FURNITURE	Optional	Different sets are available
CONNECTIONS	AC outlet(100-240V) + USB power (optional) Lan cord (optional) Power cord with socket	The availability of connections depends on the market
LIGHTING	LED lighting (40W)	Low consumption
CASTERS	For easy relocation	Hidden. Can be activated any time
ADJUSTABLE LEGS	For levelling	Levelling from inside the booth



BOX 6

Technical specification

	Description	Features
EXTERIOR	Width cm/in, Height cm/in, Depth cm/in	240/94, 229/90, 362/143
INTERIOR	Width cm/in, Height cm/in, Depth cm/in	220/87, 205/81, 356/140
WEIGHT	kg/lb	1730/3814
WEIGHT WITH CRATE	kg/lb	2120/4674
GLASS	Acoustic laminated Sound Control glass	Sound insulation Rw 40 dB STC 40
DOOR	Acoustic laminated Sound Control safety glass	Sound insulation Rw 37 dB STC 37
SOLID WALLS	Sandwich element of birch plywood, recycled acoustic EchoFree panel	Sound insulation Rw 49 dB STC 49 Acoustic absorption Class A
ROOF	Sandwich element of birch plywood, recycled acoustic foam and "recycled polyester wool panel"	Sound insulation Rw 45 dB STC 45 Acoustic absorption Class A
FLOOR	Sandwich element of birch plywood, acoustic wool	Acoustic absorption Class B
CARPET	Antistatic and stain resistant low loop pile carpet for public spaces, EN 1307	Excellent acoustics 24dB
ACOUSTIC SURFACES	Acoustic EchoFree panel	Excellent sound absorption capabilities, Class A
AIR VENTILATION	Low consumption air circulation system (stand by 10,2W; in operation 20,4W)	Air circulation speed is more than 185 l/s
FURNITURE	Optional	Different sets are available
CONNECTIONS	AC outlet(100-240V) + USB power (optional) Lan cord (optional) Power cord with socket	The availability of connections depends on the market
LIGHTING	LED lighting (60W)	Low consumption
CASTERS	For easy relocation	Hidden. Can be activated any time
ADJUSTABLE LEGS	For levelling	Levelling from inside the booth